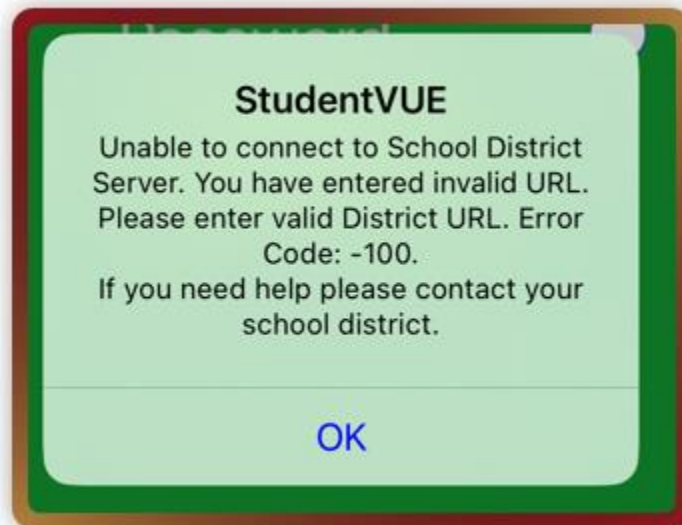



Synergy Hosted

The following instructions will show you how to reconnect your Parent/Student VUE app to the new web address URL.

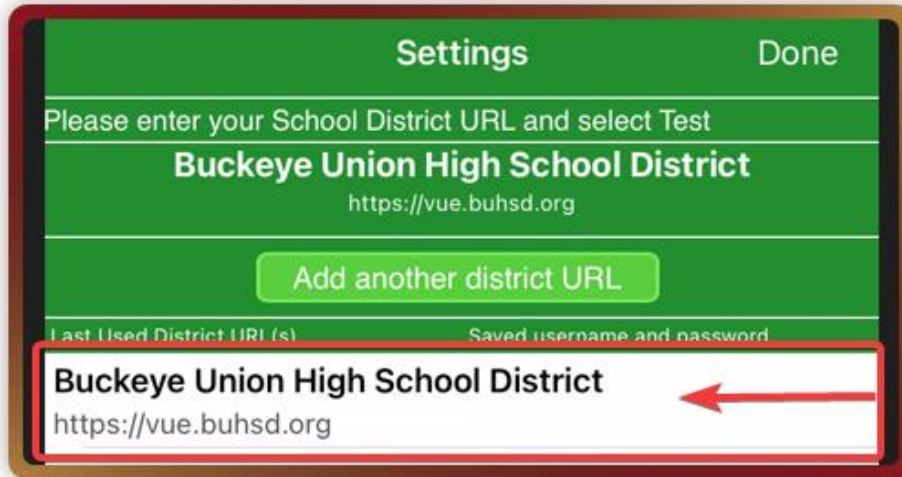
- If you receive the following error message when trying to sign into your Parent/Student VUE app, you will have to reconnect using the new web address URL.



- At the bottom left corner of the app, click on the gear icon.



- You will see the old web address URL <https://vue.buhsd.org> under the Buckeye Union High School District. Swipe the screen to the left on the Buckeye Union High School District that is listed. This will reveal the DELETE button. Click DELETE to remove the old URL.



- Search for the new web address URL for your zip code and find Buckeye Union High School District. Which should now have the new web address URL <http://az-buhsd-psv.edupoint.com>. Select this new listing then confirming when prompt.

<https://littleton.apsc.org/>

Littleton Elementary School District #65
10.4 mi Avondale AZ 85323
<https://littleton.apsc.org>

Buckeye Elementary School District #33
11.6 mi Buckeye AZ 85326
<https://buckeye.apsc.org>

Buckeye Union High School District
11.6 mi Buckeye AZ 85326
<https://az-buhsd-psv.edupoint.com>

Odyssey Preparatory Academy
11.6 mi Buckeye AZ 85326
<https://opa.edupoint.com>

Liberty Elementary School District
11.6 mi Buckeye AZ 85326
<https://az-lib.edupoint.com/>

StudentVUE

You have selected Buckeye Union High School District. Want to select as your school district?

- If you were previously using the Parent/Student VUE app you would already have an account, so select the Already Activated option.

**Buckeye Union High
School District**

To login you will need to create an account and activate it. You will need an activation key provided by your school district. Do you have an activation key and would you like to activate your account?

Yes

Already Activated

No

- You will then be ready to use the Parent/Student VUE app as you previously did.